

Amarillo Police Department



Racial Profiling Report 2021

Prepared by the Amarillo Police Department
Intelligence and Analysis Unit
February 2022

Racial Profiling Report

Agency Name: Amarillo Police Department
Reporting Date: 02/15/2022
TCOLE Agency Number: 375-201
Chief Administrator: Martin Birkenfeld – Chief of Police

Agency Contact Information:

Phone: 806-378-3055

Email: martin.birkenfeld@amarillo.gov

Mailing Address: Amarillo Police Department
200 S.E. 3rd
Amarillo, Texas 79101

This Agency filed a full report.

The chief administrator affirms that the Amarillo Police Department has a policy in place in accordance with Texas Code of Criminal Procedure §2.132, and that the policy;

- (1) Clearly defines acts constituting racial profiling;
- (2) Strictly prohibits peace officers employed by the Amarillo Police Department from engaging in racial profiling;
- (3) Implements a process by which an individual may file a complaint with the Amarillo Police Department if the individual believes that a peace officer employed by the department has engaged in racial profiling with respect to the individual;
- (4) Provides public education relating to the agency's compliment and complaint process, including providing the telephone number, mailing address, and email address to make a compliment or complaint with respect to each ticket, citation or warning issued by a peace officer;
- (5) Requires appropriate corrective action to be taken against a peace officer employed by the Amarillo Police Department who, after an investigation, is shown to have engaged in racial profiling in violation of the Amarillo Police Department policy adopted under this article;

- (6) Requires collection of information relating to motor vehicle stops in which a ticket, citation, or warning is issued and to arrests made as a result of those stops, including information relating to:
- a. The race or ethnicity of the individual detained;
 - b. Whether a search was conducted and, if so, whether the individual detained consented to the search;
 - c. Whether the peace officer knew the race or ethnicity of the individual detained before detaining that individual; and
 - d. Whether the peace officer used physical force that resulted in bodily injury, as that term is defined by Section 1.07, Penal Code, during the stop;
 - e. The location of the stop; and
 - f. The reason for the stop; and
- (7) Requires the chief administrator of the agency, regardless of whether the administrator is elected, employed, or appointed, to submit an annual report of the information collected under Subdivision (6) to:
- a. The Texas Commission of Law Enforcement; and
 - b. The governing body of each county or municipality served by the agency, if the agency is an agency of a county, municipality, or other political subdivision of the state.

The Amarillo Police Department has satisfied the statutory data audit requirements as prescribed in Article 2.133(c), Code of Criminal Procedure during the reporting period.

Executed By:



Chief Administrator

Date: **02/15/2022**



AMARILLO POLICE DEPARTMENT



2021 RACIAL PROFILING REPORT

Table of Contents

Introduction.....	1
1. Total Traffic Stops	2
2. Location of Stop	2
3. Was race known prior to stop?	3
4. Race or Ethnicity	3
5. Gender.....	3
6. Reason for Stop.....	4
7. Was a Search Conducted	5
8. Reason for Search.....	6
9. Was Contraband Discovered	8
10. Description of Contraband	8
11. Result of Stop	11
12. Arrest Basis.....	12
13. Was Physical Force Used.....	13
14. Total Number of Racial Profiling Complaints Received	13



AMARILLO POLICE DEPARTMENT



2021 RACIAL PROFILING REPORT

Introduction

This report contains data and an analysis regarding motor vehicle stops made by Amarillo Police Department police officers during 2021. The police department maintains an unwavering stance against racial profiling.

Mission Statement

The mission of the Amarillo Police Department is to provide excellent public service and law enforcement to the community, with the goal of keeping Amarillo a safe place to live, work, and play. The Department shall provide this service by utilizing best practices in law enforcement, continuous improvement in leadership and professionalism, and partnership with the community.

Values

Members of the Amarillo Police Department, through leadership and a professional culture, are guided by the highest ethical standards. We embrace the values of **Honor, Truth, Integrity, Service, Courage, and Leadership**. It is our commitment to maintain the trust of the community through a cultural dedication to these values. We have the utmost respect for the rights of the individual, the needs of the community, and the values outlined by laws and the Constitution of the State of Texas and the United States of America. It is our goal to consistently take actions that increase the safety of the community while communicating our actions in a manner that reduces the fear of crime.

Practices

The policies and practices of the department direct police officers to investigate crimes enforce the law fairly and without discrimination toward any individual(s) or group. The department adheres to the four pillars of procedural justice: Fairness, Voice, Transparency, and Impartiality.



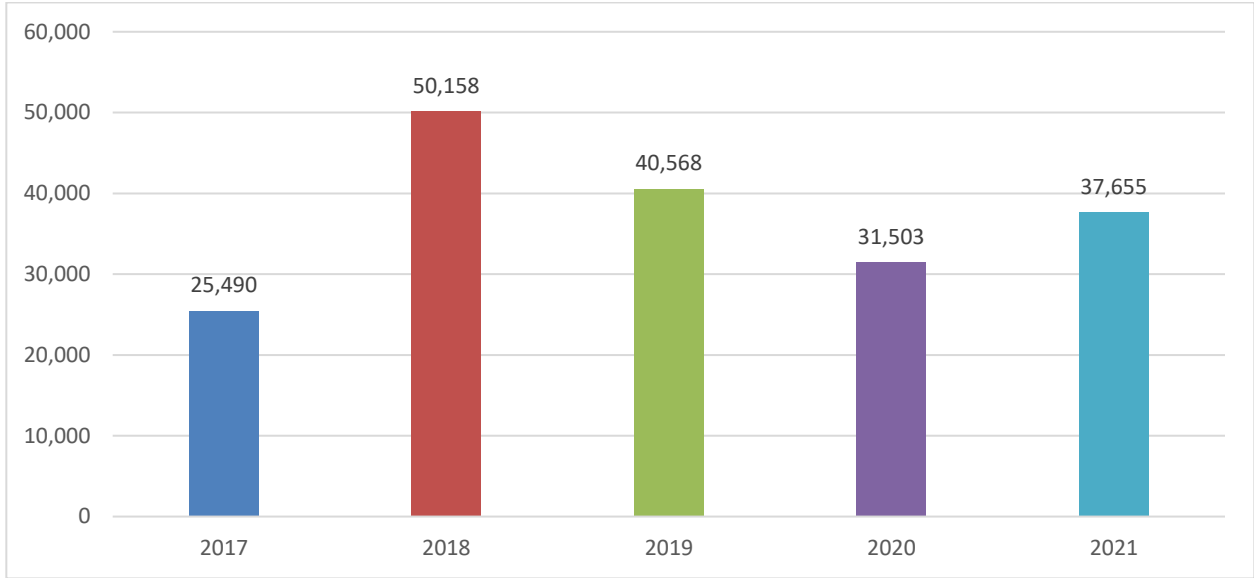
AMARILLO POLICE DEPARTMENT



2021 RACIAL PROFILING REPORT

1. Total Traffic Stops

Amarillo police officers made 37,655 motor vehicle stops in 2021. The primary reason for a motor vehicle stop was a traffic violation such as speeding, an illegal turn, or other observed violation of Texas motor vehicle laws. Motor vehicle stops increased approximately 19.5% from 2020 to 2021.



Graph 1: Total Traffic Stops by Year

2. Location of Stop

Chart 2: Stop Location

YEAR	2019	2020	2021
Street	30615	27661	34601
US highway	1232	3121	1961
Other	8253	585	574
State Highway	304	281	202
Private Property or other	136	205	263
County road	28	30	54
Grand Total	40568	31503	37655



AMARILLO POLICE DEPARTMENT



2021 RACIAL PROFILING REPORT

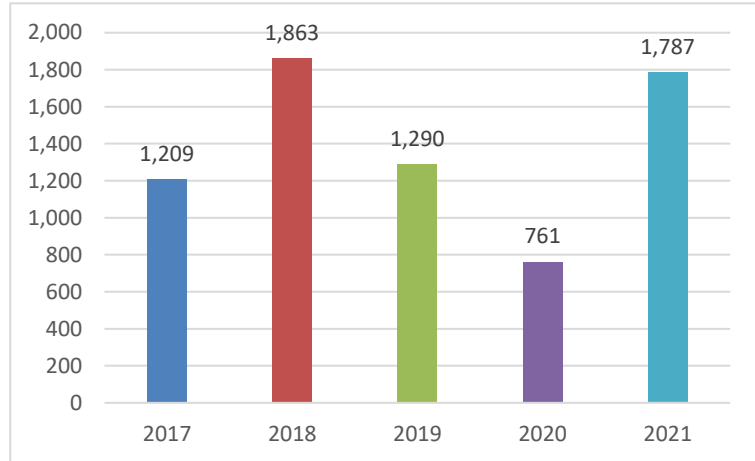
3. Was race known prior to stop?

NO = 35,868 (95%)

YES = 1,787 (5%)

TOTAL = 37,655

Graph 3: Race Known Prior to Stop - YES



4. Race or Ethnicity

Chart 4: Race/Ethnicity by Year

Race by Year	2017	% of Total	2018	% of Total	2019	% of Total	2020	% of Total	2021	% of Total
Alaska Native/ American Indian	60	0.2%	122	0.2%	109	0.3%	90	0.3%	117	0.31%
Asian/Pacific Islander	353	1.4%	975	1.9%	760	1.9%	533	1.7%	607	1.61%
Black	2596	10.2%	5544	11.1%	4336	10.7%	3486	11.1%	4125	10.95%
Hispanic/Latino	8895	34.9%	7388	14.7%	10077	24.8%	8869	28.2%	9527	25.30%
White	11978	47.0%	35911	71.6%	25114	61.9%	18525	58.8%	23279	61.83%
Grand Total	25490	100.00%	50158	100.00%	40568	100.00%	31503	100.00%	37655	100.00%



AMARILLO POLICE DEPARTMENT



2021 RACIAL PROFILING REPORT

5. Gender

There were 22,342 males stopped in 2021, a 19.4% increase from 2020. There were 15,225 females stopped, a 20.6% increase from 2020.

Chart 5: Total Gender Breakdown

Gender	2017	% of Total	2018	% of Total	2019	% of Total	2020	% of Total	2021	% of Total
Female	10403	40.8%	21175	42.2%	17711	43.7%	12973	41.2%	15269	40.54%
Male	15087	59.2%	28932	57.7%	22773	56.1%	18530	58.8%	22386	59.46%
Grand Total	25490	100.00%	50158	100.00%	40568	100.00%	31503	100.00%	37655	100.00%

a. Female

Chart 5a: Female by Race Total Females = 15,225

Female by Race	2017	% of Total	2018	% of Total	2019	% of Total	2020	% of Total	2021	% of Total
Alaska Native/ American Indian	17	0.2%	45	0.2%	36	0.2%	21	0.2%	33	0.22%
Asian/Pacific Islander	121	1.2%	360	1.7%	302	1.7%	192	1.5%	223	1.46%
Black	909	8.7%	1958	9.2%	1612	9.1%	1224	9.4%	1426	9.37%
Hispanic/Latino	3555	34.2%	3062	14.5%	4423	25.0%	3509	27.0%	3834	25.18%
White	5178	49.8%	15680	74.0%	11281	63.7%	8027	61.9%	9753	63.87%
Grand Total	10403	100.00%	21175	100.00%	17711	100.00%	12973	100.00%	15269	100.00%

b. Male

Chart 5b: Male by Race Total Males = 22,342

Male by Race	2017	% of Total	2018	% of Total	2019	% of Total	2020	% of Total	2021	% of Total
Alaska Native/ American Indian	43	0.3%	77	0.3%	73	0.3%	69	0.4%	84	0.38%
Asian/Pacific Islander	232	1.5%	614	2.1%	457	2%	341	1.8%	384	1.72%
Black	1687	11.2%	3584	12.4%	2722	12.0%	2262	12.2%	2697	12.07%
Hispanic/Latino	5340	35.4%	4320	14.9%	5643	24.8%	5360	28.9%	5692	25.48%
White	6800	45.1%	20218	69.9%	13802	60.6%	10498	56.7%	13485	60.25%
Grand Total	15087	100.00%	28932	100.00%	22773	100.00%	18530	100.00%	22386	100.00%



AMARILLO POLICE DEPARTMENT



2021 RACIAL PROFILING REPORT

6. Reason for Stop

Citing the reason for the stop, 739 were a violation of law, 310 where the officer had pre-existing knowledge of a warrant or crime, 31,550 were moving traffic violations, and 4,480 were other vehicle violations. 576 stops were for reasons not categorized by statute.

Chart 6a: Violation of Law = 739

Violation of Law	2020	% of Total	2021	% of Total
ALASKA NATIVE/ AMERICAN INDIAN	3	0.6%	3	0.41%
ASIAN/PACIFIC ISLANDER	13	2.5%	9	1.22%
BLACK	55	10.5%	101	13.67%
HISPANIC/LATINO	140	26.8%	200	27.06%
WHITE	312	59.7%	426	57.65%
Grand Total	523	100.00%	739	100.00%

Chart 6b: Pre-Existing Knowledge = 310

Pre-Existing Knowledge	2020	% of Total	2021	% of Total
ALASKA NATIVE/ AMERICAN INDIAN	0	0.00%	1	0.32%
ASIAN/PACIFIC ISLANDER	4	1.86%	5	1.61%
BLACK	29	13.49%	38	12.26%
HISPANIC/LATINO	68	32.09%	94	30.32%
WHITE	113	52.56%	172	55.48%
Grand Total	214	100.00%	310	100.00%

Chart 6c: Moving Traffic Violation = 31,550

Moving Traffic Violation	2020	% of Total	2021	% of Total
OTHER	0	0.0%	35	0.11%
ALASKA NATIVE/ AMERICAN INDIAN	83	0.3%	107	0.34%
ASIAN/PACIFIC ISLANDER	478	1.7%	524	1.66%
BLACK	2866	10.4%	3294	10.44%
HISPANIC/LATINO	7892	28.6%	8224	26.07%
WHITE	16240	58.9%	19366	61.38%
Grand Total	27559	100.00%	31550	100.00%

Chart 6d: Other Vehicle Violation = 4,480

Vehicle Traffic Violation	2020	% of Total	2021	% of Total
OTHER	0	0%	0	0.00%
ALASKA NATIVE/ AMERICAN INDIAN	4	0.1%	5	0.11%
ASIAN/PACIFIC ISLANDER	37	1.2%	67	1.50%
BLACK	514	16.7%	622	13.88%
HISPANIC/LATINO	766	24.9%	924	20.63%
WHITE	1759	57.0%	2862	63.88%
Grand Total	3080	100.00%	4480	100.00%



AMARILLO POLICE DEPARTMENT



2021 RACIAL PROFILING REPORT

7. Was a Search Conducted

Of the vehicles stopped, 37,210 (98.8%) were not searched. There were 445 (1.2%) where a search was conducted.

Chart 7a: Search NOT Conducted = 37,210

Search WAS NOT conducted	2020	% of Total	2021	% of Total
OTHER	0	0.0%	216	0.58%
ALASKA NATIVE/ AMERICAN INDIAN	86	0.3%	116	0.31%
ASIAN/PACIFIC ISLANDER	529	1.7%	602	1.62%
BLACK	3395	11.0%	4044	10.87%
HISPANIC/LATINO	8712	28.1%	9403	25.27%
WHITE	18282	58.9%	22829	61.35%
Grand Total	31004	100.00%	37210	100.00%

Chart 7b: Search WAS Conducted = 445

Search WAS conducted	2020	% of Total	2021	% of Total
OTHER	0	0.0%	0	0.00%
ALASKA NATIVE/ AMERICAN INDIAN	4	0.8%	1	0.22%
ASIAN/PACIFIC ISLANDER	4	0.8%	5	1.12%
BLACK	91	18.2%	82	18.43%
HISPANIC/LATINO	157	31.47%	123	27.64%
WHITE	243	48.41%	234	52.58%
Grand Total	499	100.00%	445	100.00%

8. Reason for Search

There were 169 vehicles that consented to the search, 41 that had contraband in plain view of officers, 81 were due to probable cause, 6 were for inventory, and 148 were incident to arrest.

Chart 8a: Consent to Search = 169

Consent to Search	2020	% of Total	2021	% of Total
ALASKA NATIVE/ AMERICAN INDIAN	2	1.0%	1	0.59%
ASIAN/PACIFIC ISLANDER	1	0.5%	1	0.59%
BLACK	35	16.8%	31	18.34%
HISPANIC/LATINO	64	30.8%	39	23.08%
WHITE	106	51.0%	97	57.40%
Grand Total	208	100.00%	169	100.00%

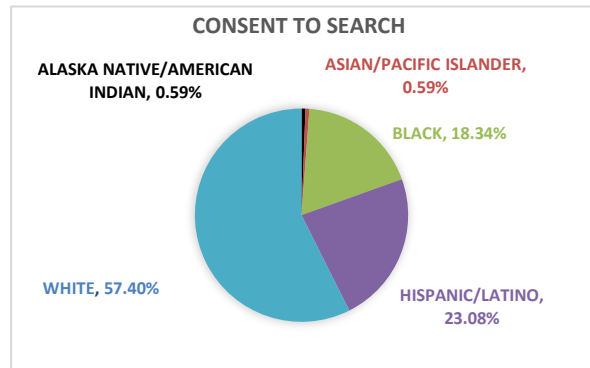
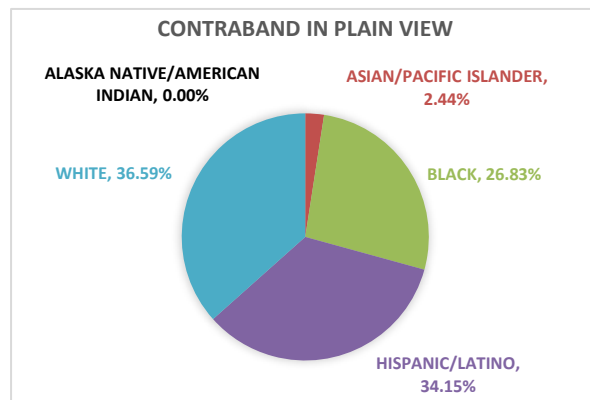


Chart 8b: Contraband in Plain View = 41

Contraband in Plain View	2020	% of Total	2021	% of Total
ALASKA NATIVE/ AMERICAN INDIAN	1	2.2%	0	0.00%
ASIAN/PACIFIC ISLANDER	0	0.00%	1	2.44%
BLACK	11	23.9%	11	26.83%
HISPANIC/LATINO	15	32.6%	14	34.15%
WHITE	19	41.3%	15	36.59%
Grand Total	46	100.00%	41	100.00%





AMARILLO POLICE DEPARTMENT



2021 RACIAL PROFILING REPORT

Chart 8c: Probable Cause = 81

Probable Cause	2020	% of Total	2021	% of Total
OTHER	0	0.0%	0	0.00%
ASIAN/PACIFIC ISLANDER	0	0.0%	3	3.70%
BLACK	15	23.1%	19	23.46%
HISPANIC/LATINO	22	33.3%	23	28.40%
WHITE	28	41.5%	36	44.44%
Grand Total	65	100.00%	81	100.00%

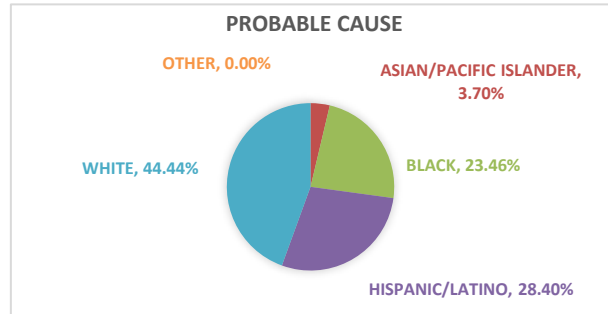


Chart 8d: Inventory = 6

Inventory	2020	% of Total	2021	% of Total
BLACK	0	0.00%	1	16.67%
HISPANIC/LATINO	1	33.33%	2	33.33%
WHITE	2	66.67%	3	50.00%
Grand Total	3	100.00%	6	100.00%

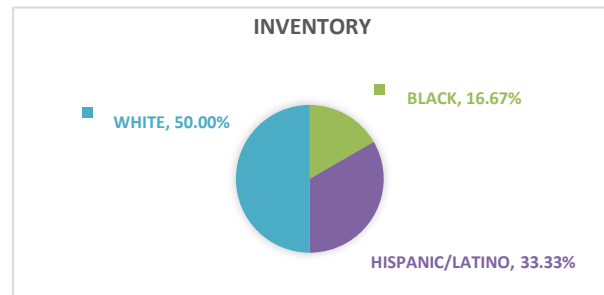
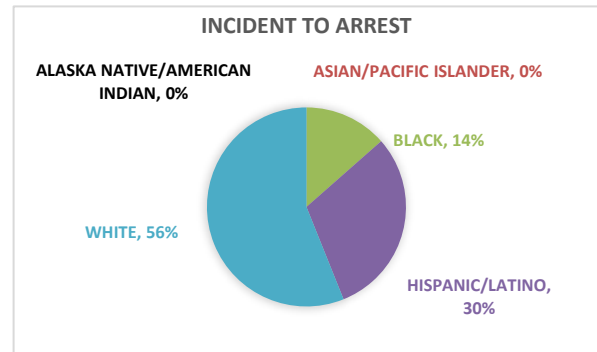


Chart 8e: Incident to Arrest = 148

Incident to Arrest	2020	% of Total	2021	% of Total
ALASKA NATIVE/AMERICAN INDIAN	1	0.56%	0	0.00%
ASIAN/PACIFIC ISLANDER	3	1.69%	0	0.00%
BLACK	30	16.95%	20	13.51%
HISPANIC/LATINO	55	31.07%	45	30.41%
WHITE	88	49.72%	83	56.08%
Grand Total	177	100.00%	148	100.00%





AMARILLO POLICE DEPARTMENT



2021 RACIAL PROFILING REPORT

9. Was Contraband Discovered

Chart 9a: Was Contraband Discovered- YES

Contraband Discovered	2020	% of Total	2021	% of Total
ALASKA NATIVE/AMERICAN INDIAN	2	0.91%	0	0.00%
ASIAN/PACIFIC ISLANDER	1	0.46%	3	1.33%
BLACK	35	15.98%	40	17.70%
HISPANIC/LATINO	76	34.70%	63	27.88%
WHITE	105	47.95%	120	53.10%
Grand Total	219	100.00%	226	100.00%

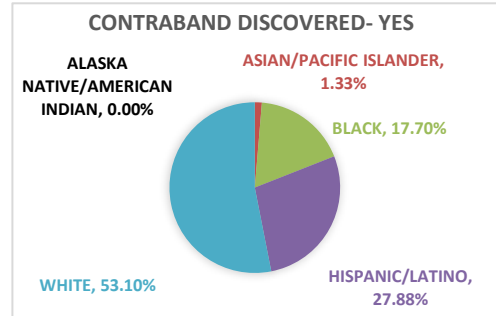


Chart 9b: Was Contraband Discovered- NO

Search Conducted- Contraband NOT found	2020	% of Total	2021	% of Total
OTHER	0	0.0%	0	0.00%
ALASKA NATIVE/AMERICAN INDIAN	2	0.7%	1	0.46%
ASIAN/PACIFIC ISLANDER	3	1.1%	2	0.91%
BLACK	56	19.8%	42	19.18%
HISPANIC/LATINO	82	29.0%	60	27.40%
WHITE	140	49.4%	114	52.05%
Grand Total	283	100.00%	219	100.00%

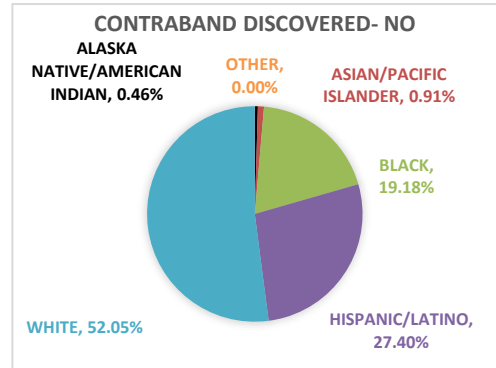
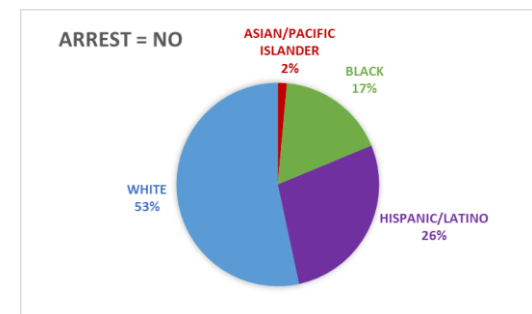
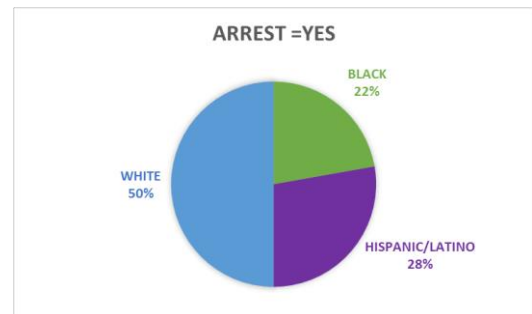


Chart 9c: Finding Resulted in Arrest or NO Arrest

Finding Resulted in Arrest	2021	% of Total
OTHER	0	0.00%
ALASKA NATIVE/AMERICAN INDIAN	0	0.00%
ASIAN/PACIFIC ISLANDER	0	0.00%
BLACK	4	22.22%
HISPANIC/LATINO	5	27.78%
WHITE	9	50.00%
Grand Total	18	100.00%

Finding Resulted in NO Arrest	2021	% of Total
OTHER	0	0.00%
ALASKA NATIVE/AMERICAN INDIAN	0	0.00%
ASIAN/PACIFIC ISLANDER	3	1.44%
BLACK	36	17.31%
HISPANIC/LATINO	58	27.88%
WHITE	111	53.37%
Grand Total	208	100.00%





AMARILLO POLICE DEPARTMENT



2021 RACIAL PROFILING REPORT

10. Description of Contraband

Chart 10a: Drugs = 137

Drugs	2020	% of Total	2021	% of Total
ALASKA NATIVE/AMERICAN INDIAN	1	0.8%	0	0.00%
ASIAN/PACIFIC ISLANDER	0	0.00%	3	2.17%
BLACK	22	17.2%	23	17.39%
HISPANIC/LATINO	49	38.3%	39	28.26%
WHITE	56	43.8%	72	52.17%
Grand Total	128	100.00%	137	100.00%

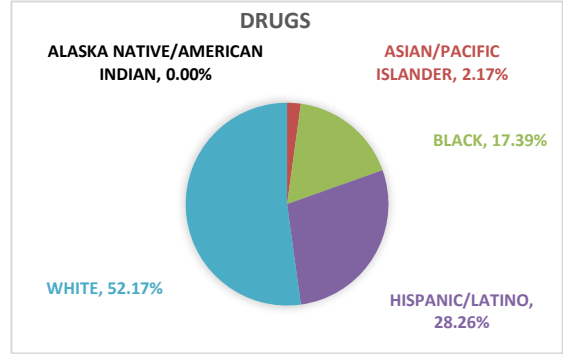


Chart 10b: Currency = 5

Currency	2020	% of Total	2021	% of Total
BLACK	0	0.00%	1	20.00%
HISPANIC/LATINO	0	0.00%	3	60.00%
WHITE	0	0.00%	1	20.00%
Grand Total	0	0.00%	5	100.00%

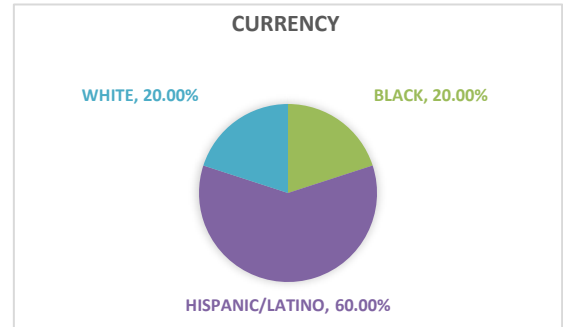


Chart 10c: Weapons = 7

Weapons	2020	% of Total	2021	% of Total
BLACK	0	0.0%	2	28.57%
HISPANIC/LATINO	3	60.0%	2	28.57%
WHITE	2	40.0%	3	42.86%
Grand Total	5	100.00%	7	100.00%

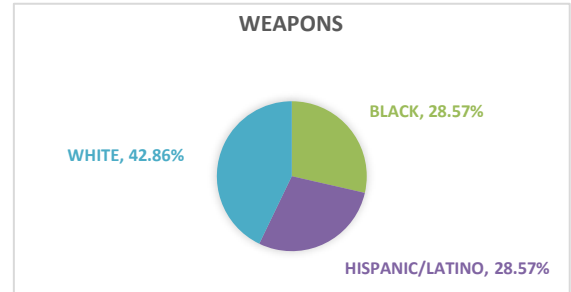
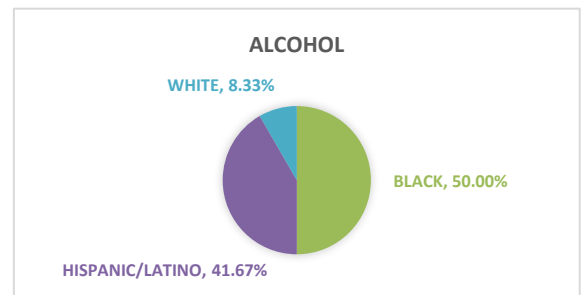


Chart 10d: Alcohol = 12

Alcohol	2020	% of Total	2021	% of Total
BLACK	3	16.7%	6	50.00%
HISPANIC/LATINO	7	38.9%	5	41.67%
WHITE	8	44.4%	1	8.33%
Grand Total	18	100.00%	12	100.00%





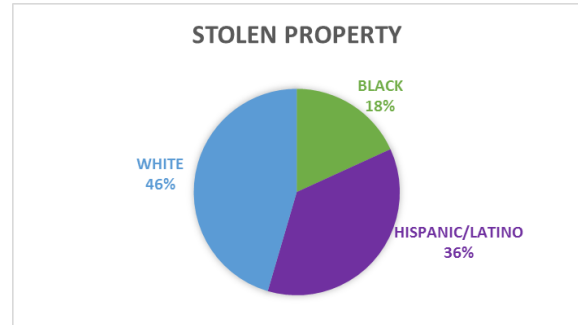
AMARILLO POLICE DEPARTMENT



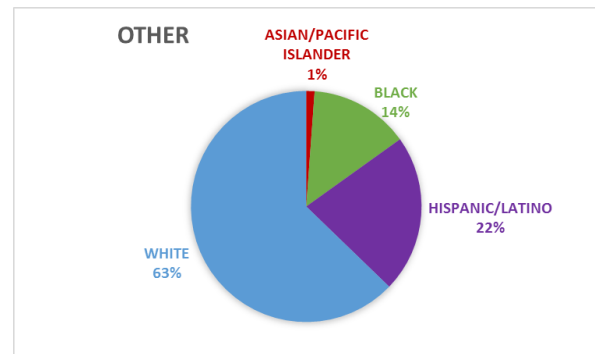
2021 RACIAL PROFILING REPORT

Chart 10e: Stolen Property

Stolen Property	2020	% of Total	2021	% Total
BLACK	0	0	2	18.2%
HISPANIC/LATINO	0	0	4	36.3%
WHITE	0	0	5	45.5%
Grand Total	0	100.00%	11	100.00%



Other	2020	% of Total	2021	% Total
ASIAN/PACIFIC ISLANDER	0	0	1	1.16%
BLACK	0	0	12	13.95%
HISPANIC/LATINO	0	0	19	22.09%
WHITE	0	0	54	62.79%
Grand Total	0	100.00%	86	100.00%





AMARILLO POLICE DEPARTMENT



2021 RACIAL PROFILING REPORT

11. Result of Stop

The result of the stop includes verbal warnings, written warnings, citations, written warning and arrests, citation and arrests, and arrests only. There were 42 verbal warnings, 19,438 written warnings, 17,807 vehicles stopped received a citation, 34 stops concluded in written warning and arrest, 92 citation and arrests, and 3 arrests. There were 239 stops that were interviews only.

a. Verbal Warning = 42

Verbal Warning	2020	% of Total	2021	% of Total
ASIAN/PACIFIC ISLANDER	0	0.00%	1	2.38%
BLACK	2	50.00%	11	26.19%
HISPANIC/LATINO	1	25.00%	5	11.90%
WHITE	1	25.00%	25	59.52%
Grand Total	4	100.00%	42	100.00%

b. Written Warning = 19,438

Written Warning	2020	% of Total	2021	% of Total
OTHER	0	0.0%	54	0.28%
ALASKA NATIVE/ AMERICAN INDIAN	49	0.3%	61	0.31%
ASIAN/PACIFIC ISLANDER	259	1.6%	319	1.64%
BLACK	1683	10.3%	2119	10.90%
HISPANIC/LATINO	3915	23.9%	4180	21.50%
WHITE	10457	63.9%	12705	65.36%
Grand Total	16363	100.00%	19438	100.00%

c. Citation = 17,807

Citation	2020	% of Total	2021	% of Total
OTHER	0	0.0%	72	0.40%
ALASKA NATIVE/ AMERICAN INDIAN	42	0.3%	55	0.31%
ASIAN/PACIFIC ISLANDER	273	1.8%	287	1.61%
BLACK	1791	12.0%	1935	10.87%
HISPANIC/LATINO	4835	32.3%	5284	29.67%
WHITE	7980	53.4%	10174	57.13%
Grand Total	14921	100.00%	17807	100.00%

d. Written Warning and Arrest = 34

Written Warning and Arrest	2020	% of Total	2021	% of Total
BLACK	4	23.5%	12	35.29%
HISPANIC/LATINO	6	35.3%	6	17.65%
WHITE	7	41.2%	16	47.06%
Grand Total	17	100.00%	34	100.00%

e. Citation and Arrest = 92

Citation and Arrest	2020	% of Total	2021	% of Total
OTHER	0	0.0%	1	1.00%
ASIAN/PACIFIC ISLANDER	2	1.9%	0	0%
BLACK	20	19.0%	20	21.74%
HISPANIC/LATINO	34	32.4%	26	28.26%
WHITE	49	48.2%	45	48.91%
Grand Total	105	100.00%	92	100.00%

f. Arrest = 3

Arrest	2020	% of Total	2021	% of Total
OTHER	0	0.0%	0	0.0%
ALASKA NATIVE/ AMERICAN INDIAN	0	0.0%	0	0.0%
ASIAN/PACIFIC ISLANDER	2	2.2%	0	0.0%
BLACK	18	19.4%	0	0.0%
HISPANIC/LATINO	30	32.3%	2	66.7%
WHITE	43	46.2%	1	33.3%
Grand Total	93	100.00%	3	100.00%



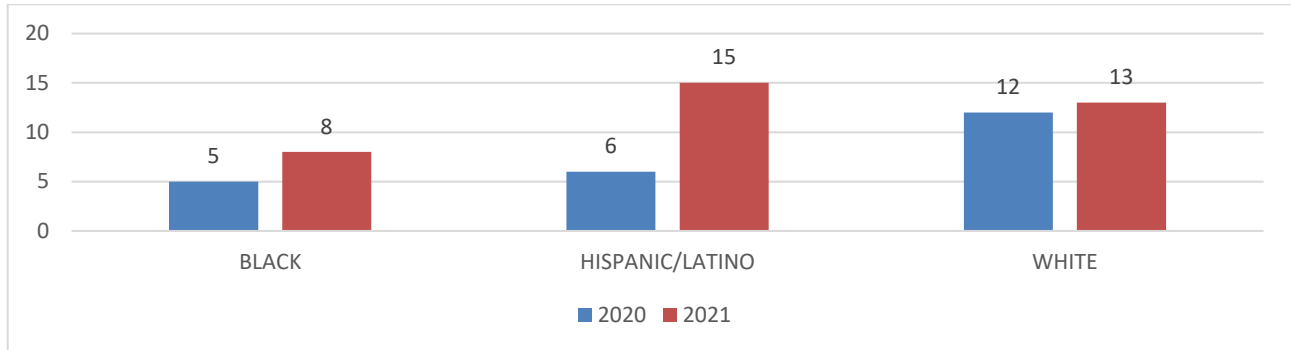
AMARILLO POLICE DEPARTMENT



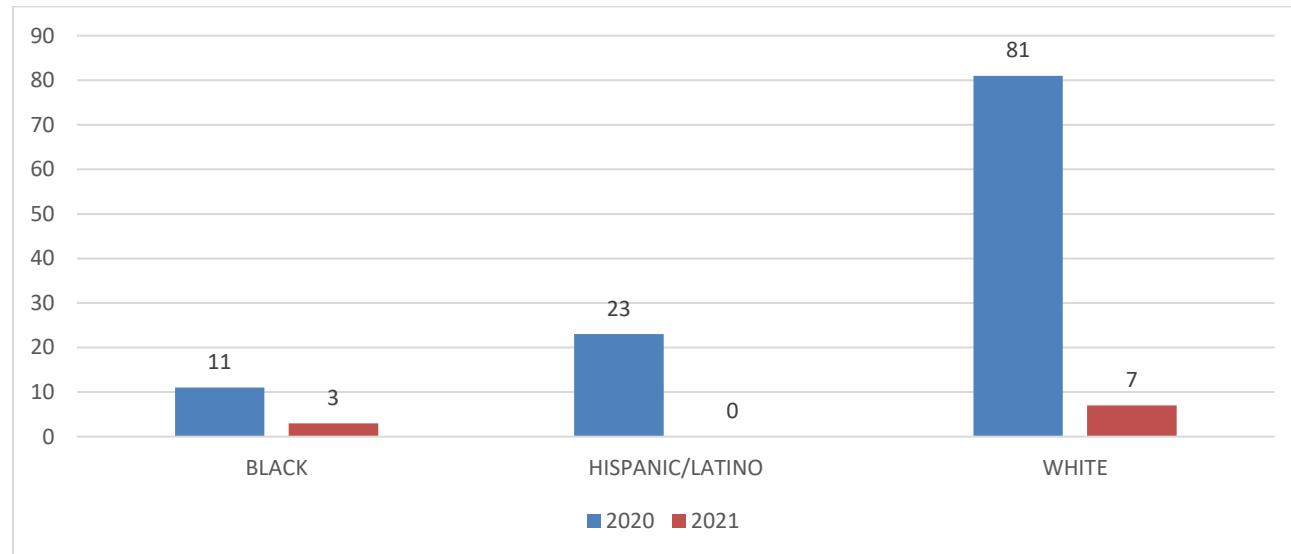
2021 RACIAL PROFILING REPORT

12. Arrest Basis (Includes Arrests Only)

a. Violation of Penal code = 36

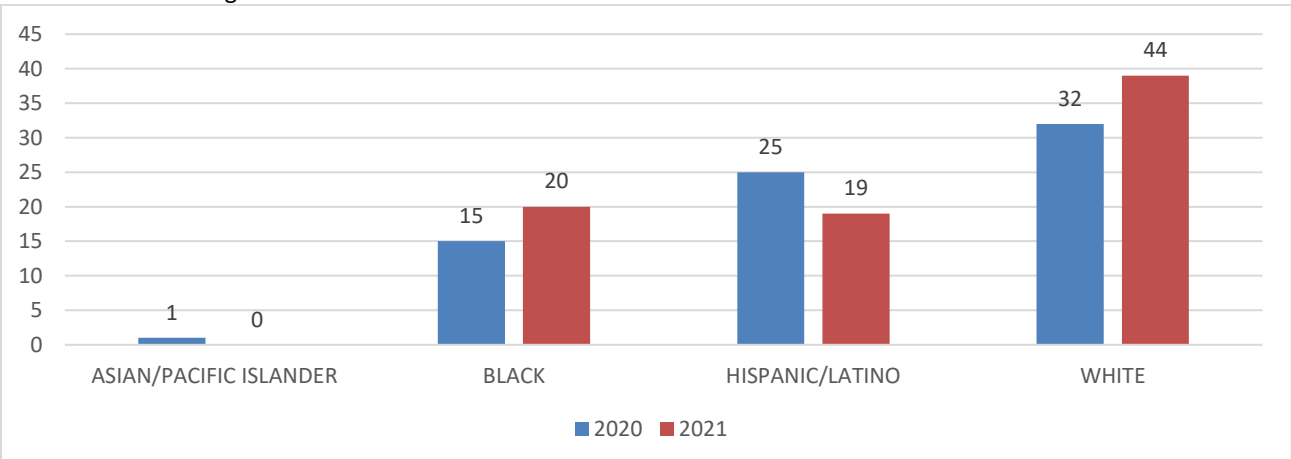


b. Violation of Traffic Law = 10



c. Violation of City Ordinance = 0

d. Outstanding Warrant = 83





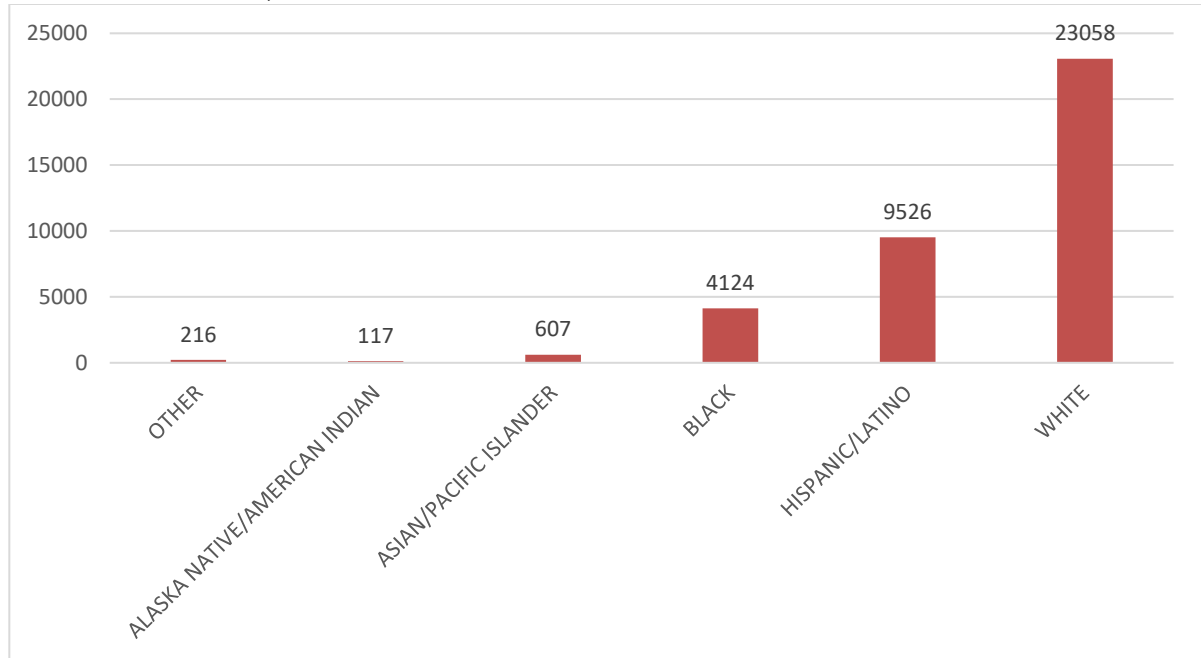
AMARILLO POLICE DEPARTMENT



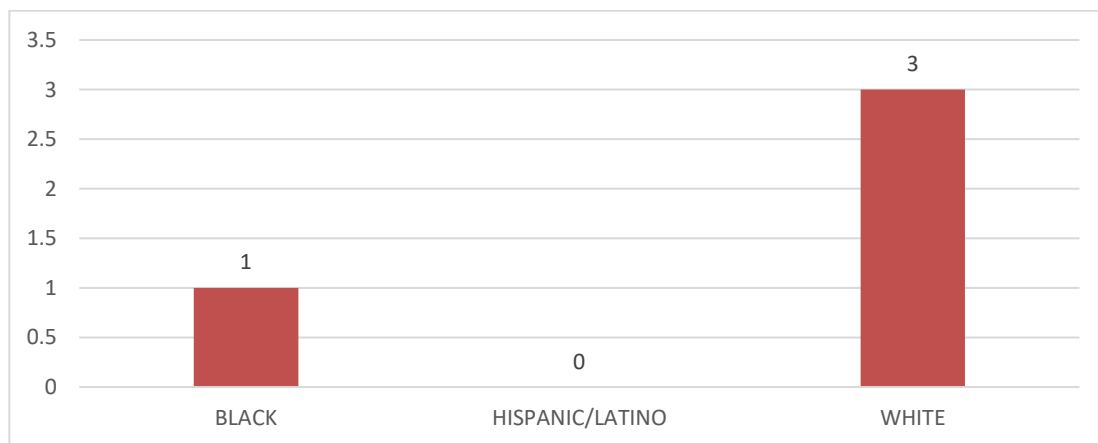
2021 RACIAL PROFILING REPORT

13. Was Physical Force Used

a. No Force Used = 37,648



b. Yes-Physical Force Resulting in Bodily Injury= 4



14. Total Number of Racial Profiling Complaints Received = 5

Each complaint of racial profiling was investigated. In 2021, 5 of the racial profiling complaints were found to be exonerated.

- Resulted in disciplinary action: 0
- Did not result in disciplinary action: 5