

Amarillo Police Department



Racial Profiling Report 2022

Prepared by the Amarillo Police Department
Intelligence and Analysis Unit
February 2023

Racial Profiling Report

Agency Name: Amarillo Police Department
Reporting Date: 01/30/2023
TCOLE Agency Number: 375-201
Chief Administrator: Martin Birkenfeld – Chief of Police

Agency Contact Information:

Phone: 806-378-3055

Email: martin.birkenfeld@amarillo.gov

Mailing Address: Amarillo Police Department
200 S.E. 3rd
Amarillo, Texas 79101

This Agency filed a full report.

The chief administrator affirms that the Amarillo Police Department has a policy in place in accordance with Texas Code of Criminal Procedure §2.132, and that the policy;

- (1) Clearly defines acts constituting racial profiling;
- (2) Strictly prohibits peace officers employed by the Amarillo Police Department from engaging in racial profiling;
- (3) Implements a process by which an individual may file a complaint with the Amarillo Police Department if the individual believes that a peace officer employed by the department has engaged in racial profiling with respect to the individual;
- (4) Provides public education relating to the agency's compliment and complaint process, including providing the telephone number, mailing address, and email address to make a compliment or complaint with respect to each ticket, citation or warning issued by a peace officer;
- (5) Requires appropriate corrective action to be taken against a peace officer employed by the Amarillo Police Department who, after an investigation, is shown to have engaged in racial profiling in violation of the Amarillo Police Department policy adopted under this article;

- (6) Requires collection of information relating to motor vehicle stops in which a ticket, citation, or warning is issued and to arrests made as a result of those stops, including information relating to:
- a. The race or ethnicity of the individual detained;
 - b. Whether a search was conducted and, if so, whether the individual detained consented to the search;
 - c. Whether the peace officer knew the race or ethnicity of the individual detained before detaining that individual; and
 - d. Whether the peace officer used physical force that resulted in bodily injury, as that term is defined by Section 1.07, Penal Code, during the stop;
 - e. The location of the stop; and
 - f. The reason for the stop; and
- (7) Requires the chief administrator of the agency, regardless of whether the administrator is elected, employed, or appointed, to submit an annual report of the information collected under Subdivision (6) to:
- a. The Texas Commission of Law Enforcement; and
 - b. The governing body of each county or municipality served by the agency, if the agency is an agency of a county, municipality, or other political subdivision of the state.

The Amarillo Police Department has satisfied the statutory data audit requirements as prescribed in Article 2.133(c), Code of Criminal Procedure during the reporting period.

Executed By:



Chief Administrator

Date: **01/30/2023**



AMARILLO POLICE DEPARTMENT



2022 RACIAL PROFILING REPORT

Table of Contents

Introduction.....	1
1. Total Traffic Stops	2
2. Location of Stop	2
3. Was race known prior to stop?	3
4. Race or Ethnicity	3
5. Gender.....	4
6. Reason for Stop.....	5
7. Was a Search Conducted	6
8. Reason for Search.....	6
9. Was Contraband Discovered	8
10. Description of Contraband	9
11. Result of Stop	11
12. Arrest Basis.....	12
13. Was Physical Force Used.....	13
14. Total Number of Racial Profiling Complaints Received	14



AMARILLO POLICE DEPARTMENT



2022 RACIAL PROFILING REPORT

Introduction

This report contains data and an analysis regarding motor vehicle stops made by Amarillo Police Department police officers during 2022. The police department maintains an unwavering stance against racial profiling.

Mission Statement

The mission of the Amarillo Police Department is to provide excellent public service and law enforcement to the community, with the goal of keeping Amarillo a safe place to live, work, and play. The Department shall provide this service by utilizing best practices in law enforcement, continuous improvement in leadership and professionalism, and partnership with the community.

Values

Members of the Amarillo Police Department, through leadership and a professional culture, are guided by the highest ethical standards. We embrace the values of **Honor, Truth, Integrity, Service, Courage, and Leadership**. It is our commitment to maintain the trust of the community through a cultural dedication to these values. We have the utmost respect for the rights of the individual, the needs of the community, and the values outlined by laws and the Constitution of the State of Texas and the United States of America. It is our goal to consistently take actions that increase the safety of the community while communicating our actions in a manner that reduces the fear of crime.

Practices

The policies and practices of the department direct police officers to investigate crimes enforce the law fairly and without discrimination toward any individual(s) or group. The department adheres to the four pillars of procedural justice: Fairness, Voice, Transparency, and Impartiality.



AMARILLO POLICE DEPARTMENT

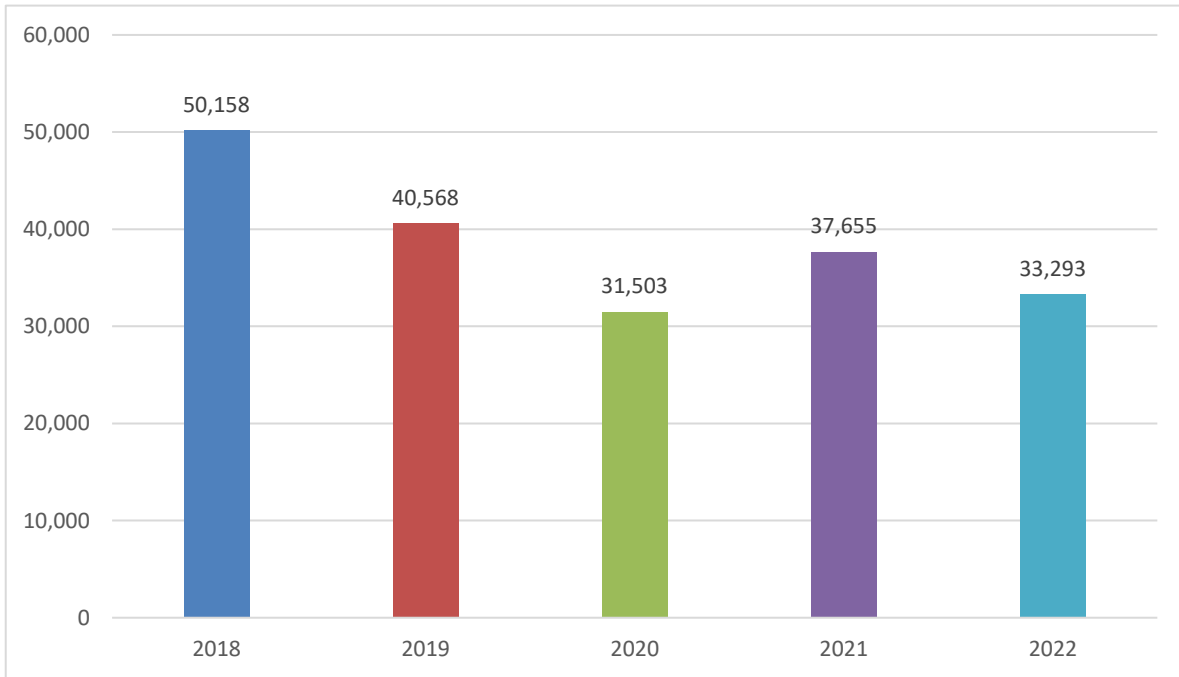


2022 RACIAL PROFILING REPORT

1. Total Traffic Stops

Amarillo police officers made 33,293 motor vehicle stops in 2022. The primary reason for a motor vehicle stop was a traffic violation such as speeding, an illegal turn, or other observed violation of Texas motor vehicle laws. Motor vehicle stops decreased approximately 11.6% from 2021 to 2022.

Graph 1: Total Traffic Stops by Year



2. Location of Stop

Chart 2: Stop Location

YEAR	2020	2021	2022
Street	27661	34601	30460
US highway	3121	1961	1642
Other	585	574	558
State Highway	281	202	390
Private Property or other	205	263	193
County road	30	54	50
Grand Total	31503	37655	33293



AMARILLO POLICE DEPARTMENT



2022 RACIAL PROFILING REPORT

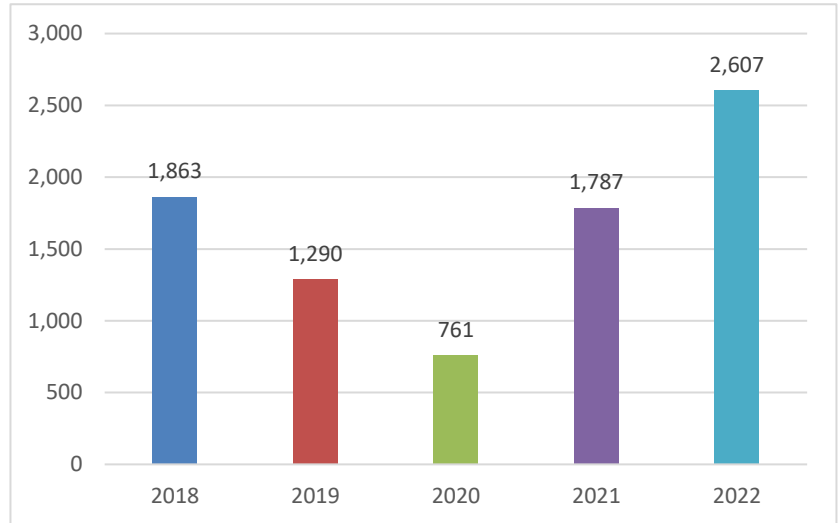
3. Was race known prior to stop?

NO = 30,686 (92%)

YES = 2,607 (8%)

TOTAL = 33,293

Graph 3: Race Known Prior to Stop - YES



4. Race or Ethnicity

Chart 4: Race/Ethnicity by Year

Race by Year	2018	% of Total	2019	% of Total	2020	% of Total	2021	% of Total	2022	% of Total
Other	218	0.4%	172	0.4%	0	0.0%	216	0.6%	105	0.32%
Alaska Native/ American Indian	122	0.2%	109	0.3%	90	0.3%	117	0.3%	205	0.62%
Asian/Pacific Islander	975	1.9%	533	1.7%	533	1.7%	607	1.6%	579	1.74%
Black	5544	11.1%	4336	10.7%	3486	11.1%	4125	11.0%	3659	10.99%
Hispanic/Latino	7388	14.7%	10077	24.8%	8869	28.2%	9527	25.3%	9160	27.51%
White	35911	71.6%	25114	61.9%	18525	58.8%	23063	61.3%	19585	58.83%
Grand Total	50158	100.0%	40568	100.0%	31503	100.0%	37655	100.0%	33293	100.0%



AMARILLO POLICE DEPARTMENT



2022 RACIAL PROFILING REPORT

5. Gender

There were 20,075 males stopped in 2022, a 10.1% decrease from 2021. There were 13,176 females stopped, a 13.5% decrease from 2021.

Chart 5: Total Gender Breakdown

Gender	2018	% of Total	2019	% of Total	2020	% of Total	2021	% of Total	2022	% of Total
Female	21175	42.2%	17711	43.7%	12973	41.2%	15225	40.4%	13176	39.6%
Male	28932	57.7%	22773	56.1%	18530	58.8%	22342	59.3%	20075	60.3%
Other	51	0.1%	84	0.2%	0	0.0%	88	0.2%	42	0.1%
Grand Total	50158	100.0%	40568	100.0%	31503	100.0%	37655	100.0%	33293	100.0%

a. Female

Chart 5a: Female by Race Total Females = 13,176

Female by Race	2018	% of Total	2019	% of Total	2020	% of Total	2021	% of Total	2022	% of Total
Other	70	0.3%	57	0.3%	0	0.0%	40	0.3%	30	0.2%
Alaska Native/ American Indian	45	0.2%	36	0.2%	21	0.2%	33	0.2%	30	0.2%
Asian/Pacific Islander	360	1.7%	302	1.7%	192	1.5%	223	1.5%	183	1.4%
Black	1958	9.2%	1612	9.1%	1224	9.4%	1426	9.4%	1281	9.7%
Hispanic	3062	14.5%	4423	25.0%	3509	27.0%	3834	25.2%	3534	26.8%
White	15680	74.0%	11281	63.7%	8027	61.9%	9669	63.5%	8118	61.6%
Grand Total	21175	100.0%	17711	100.0%	12973	100.0%	15225	100.0%	13176	100.0%

b. Male

Chart 5b: Male by Race Total Males = 20,075

Male by Race	2018	% of Total	2019	% of Total	2020	% of Total	2021	% of Total	2022	% of Total
Other	119	0.4%	76	0.3%	0	0.0%	92	0.4%	34	0.2%
Alaska Native/ American Indian	77	0.3%	73	0.3%	69	0.4%	84	0.4%	175	0.9%
Asian/Pacific Islander	614	2.1%	457	2.0%	341	1.8%	384	1.7%	396	2.0%
Black	3584	12.4%	2722	12.0%	2262	12.2%	2697	12.1%	2378	11.8%
Hispanic	4320	14.9%	5643	24.8%	5360	28.9%	5692	25.5%	5626	28.0%
White	20218	69.9%	13802	60.6%	10498	56.7%	13393	59.9%	11466	57.1%
Grand Total	28392	100.0%	22773	100.0%	18530	100.0%	22342	100.0%	20075	100.0%



AMARILLO POLICE DEPARTMENT



2022 RACIAL PROFILING REPORT

6. Reason for Stop

Citing the reason for the stop, 547 were a violation of law, 224 where the officer had pre-existing knowledge of a warrant or crime, 27,486 were moving traffic violations, and 5036 were other vehicle violations.

Chart 6a: Violation of Law = 547

Violation of Law	2021	% of Total	2022	% of Total
OTHER	0	0.0%	1	0.2%
ALASKA NATIVE/ AMERICAN INDIAN	3	0.4%	2	0.4%
ASIAN/PACIFIC ISLANDER	9	1.2%	15	2.7%
BLACK	101	13.7%	88	16.1%
HISPANIC/LATINO	200	27.1%	158	28.9%
WHITE	426	57.6%	283	51.7%
Grand Total	739	100.0%	547	100.0%

Chart 6b: Pre-Existing Knowledge = 224

Pre-Existing Knowledge	2021	% of Total	2022	% of Total
ALASKA NATIVE/ AMERICAN INDIAN	1	0.3%	1	0.4%
ASIAN/PACIFIC ISLANDER	5	1.6%	4	1001.8%
BLACK	38	12.3%	28	12.5%
HISPANIC/LATINO	94	30.3%	68	30.4%
WHITE	172	55.5%	123	54.9%
Grand Total	310	100.0%	224	100.0%

Chart 6c: Moving Traffic Violation = 27,486

Moving Traffic Violation	2021	% of Total	2022	% of Total
OTHER	35	0.1%	10	0.0%
ALASKA NATIVE/ AMERICAN INDIAN	107	0.3%	193	0.7%
ASIAN/PACIFIC ISLANDER	524	1.7%	494	1.8%
BLACK	3294	10.4%	2858	10.4%
HISPANIC/LATINO	8224	26.1%	7920	28.8%
WHITE	19366	61.4%	16011	58.3%
Grand Total	31550	100.0%	27486	100.0%

Chart 6d: Other Vehicle Violation = 5,036

Vehicle Traffic Violation	2021	% of Total	2022	% of Total
ALASKA NATIVE/ AMERICAN INDIAN	5	0.1%	9	0.2%
ASIAN/PACIFIC ISLANDER	67	1.5%	66	1.31%
BLACK	622	13.9%	685	13.6%
HISPANIC/LATINO	924	20.6%	1014	20.1%
WHITE	2862	63.9%	3,262	64.7%
Grand Total	4480	100.0%	5036	100.0%



AMARILLO POLICE DEPARTMENT



2022 RACIAL PROFILING REPORT

7. Was a Search Conducted

Of the vehicles stopped, 32,968 (99.0%) were not searched. There were 325 (0.1%) where a search was conducted.

Chart 7a: Search NOT Conducted = 32,968

Search WAS NOT conducted	2021	% of Total	2022	% of Total
OTHER	216	0.6%	105	0.3%
ALASKA NATIVE/ AMERICAN INDIAN	116	0.3%	205	0.6%
ASIAN/PACIFIC ISLANDER	602	1.6%	574	1.7%
BLACK	4044	10.9%	3593	10.9%
HISPANIC/LATINO	9403	25.3%	9045	27.4%
WHITE	22829	61.4%	19446	59.0%
Grand Total	37210	100.0%	32968	100.0%

Chart 7b: Search WAS Conducted = 325

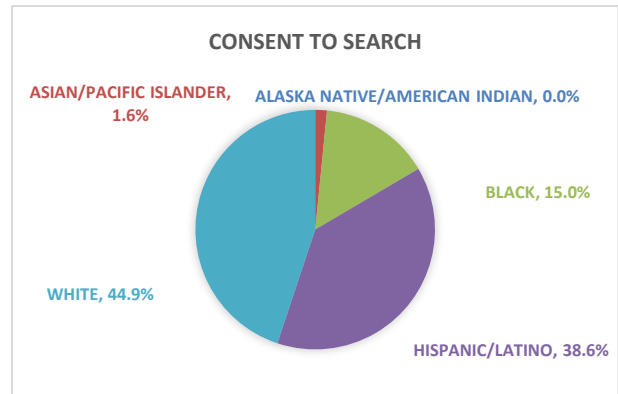
Search WAS conducted	2021	% of Total	2022	% of Total
OTHER	0	0.0%	0	0.0%
ALASKA NATIVE/ AMERICAN INDIAN	1	0.2%	0	0.0%
ASIAN/PACIFIC ISLANDER	5	1.1%	5	1.5%
BLACK	82	18.4%	66	20.3%
HISPANIC/LATINO	123	27.6%	115	35.4%
WHITE	234	52.6%	139	42.8%
Grand Total	445	100.0%	325	100.0%

8. Reason for Search

There were 127 vehicles that consented to the search, 45 that had contraband in plain view of officers, 57 were due to probable cause, 11 were for inventory, and 85 were incident to arrest.

Chart 8a: Consent to Search = 127

Consent to Search	2021	% of Total	2022	% of Total
ALASKA NATIVE/ AMERICAN INDIAN	1	0.6%	0	0.0%
ASIAN/PACIFIC ISLANDER	1	0.6%	2	1.6%
BLACK	31	18.3%	19	15.0%
HISPANIC/LATINO	39	23.1%	49	38.6%
WHITE	97	57.4%	57	44.9%
Grand Total	169	100.0%	127	100.0%





AMARILLO POLICE DEPARTMENT



2022 RACIAL PROFILING REPORT

Chart 8b: Contraband in Plain View = 45

Contraband in Plain View	2021	% of Total	2022	% of Total
ALASKA NATIVE/AMERICAN INDIAN	0	0.0%	0	0.0%
ASIAN/PACIFIC ISLANDER	1	2.4%	0	0.0%
BLACK	11	26.8%	10	22.2%
HISPANIC/LATINO	14	34.1%	14	31.1%
WHITE	15	36.6%	21	46.7%
Grand Total	41	100.0%	45	100.0%

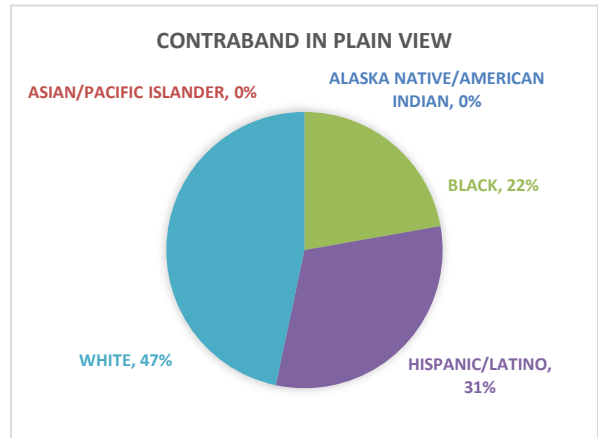


Chart 8c: Probable Cause = 57

Probable Cause	2021	% of Total	2022	% of Total
OTHER	0	0.0%	0	0.0%
ASIAN/PACIFIC ISLANDER	3	3.7%	0	0.0%
BLACK	19	23.5%	13	22.8%
HISPANIC/LATINO	23	28.4%	25	43.9%
WHITE	36	44.4%	19	33.3%
Grand Total	81	100.0%	57	100.0%

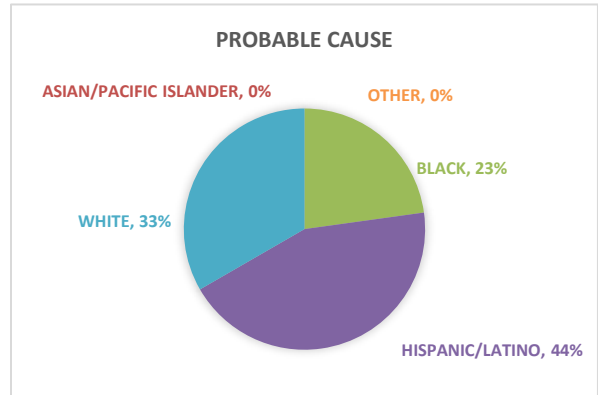
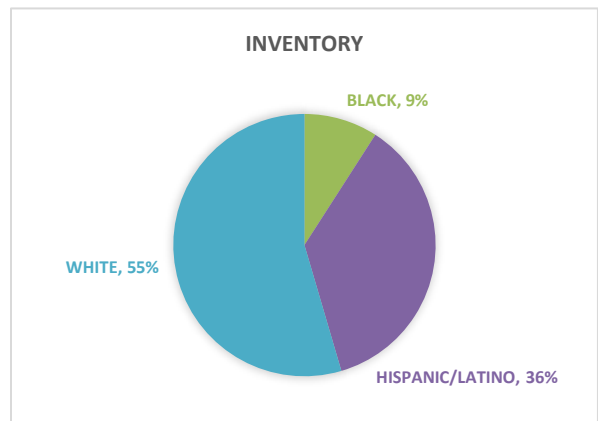


Chart 8d: Inventory = 11

Inventory	2021	% of Total	2022	% of Total
BLACK	1	16.7%	1	9.1%
HISPANIC/LATINO	2	33.3%	4	36.4%
WHITE	3	50.0%	6	54.5%
Grand Total	6	100.0%	11	100.0%





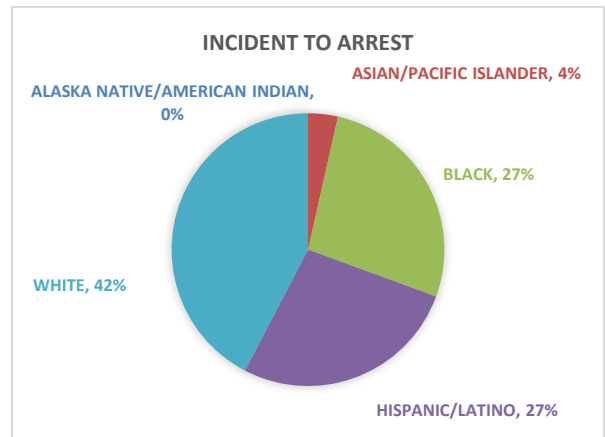
AMARILLO POLICE DEPARTMENT



2022 RACIAL PROFILING REPORT

Chart 8e: Incident to Arrest = 85

Incident to Arrest	2021	% of Total	2022	% of Total
ALASKA NATIVE/AMERICAN INDIAN	0	0.0%	0	0.0%
ASIAN/PACIFIC ISLANDER	0	0.0%	3	3.5%
BLACK	20	13.5%	23	27.1%
HISPANIC/LATINO	45	30.4%	23	27.1%
WHITE	83	56.1%	36	42.4%
Grand Total	148	100.0%	85	100.0%



9. Was Contraband Discovered

Chart 9a: Was Contraband Discovered- YES

Contraband Found	2021	% Total	2022	% Total
ALASKA NATIVE/AMERICAN INDIAN	0	0.0%	0	0.0%
ASIAN/PACIFIC ISLANDER	3	1.3%	4	2.4%
BLACK	40	17.7%	35	20.7%
HISPANIC/LATINO	63	27.9%	59	34.9%
WHITE	120	53.1%	71	42.0%
Grand Total	226	100.0%	169	100.0%

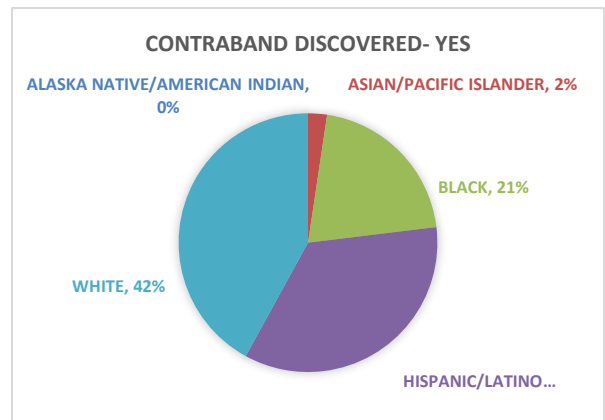
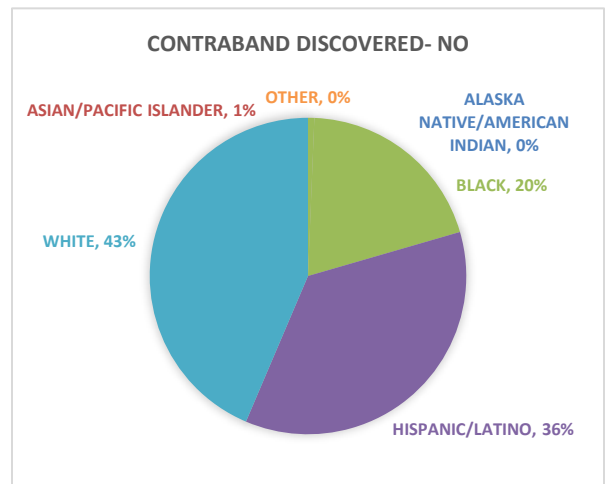


Chart 9b: Was Contraband Discovered- NO

Search Conducted- Contraband NOT found	2021	% of Total	2022	% of Total
OTHER	0	0.0%	0	0.0%
ALASKA NATIVE/AMERICAN INDIAN	1	0.5%	0	0.0%
ASIAN/PACIFIC ISLANDER	2	0.9%	1	0.6%
BLACK	42	19.2%	31	19.9%
HISPANIC/LATINO	60	27.4%	56	35.9%
WHITE	114	52.1%	68	43.6%
Grand Total	219	100.0%	156	100.0%





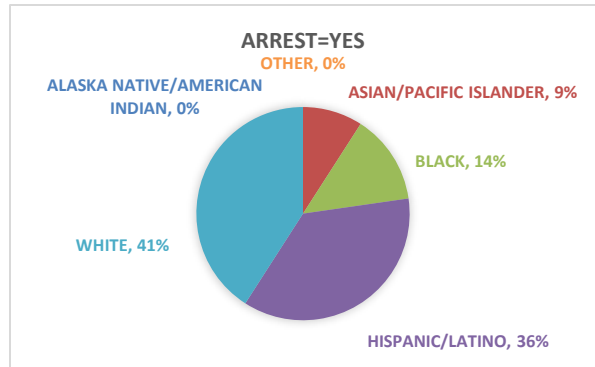
AMARILLO POLICE DEPARTMENT



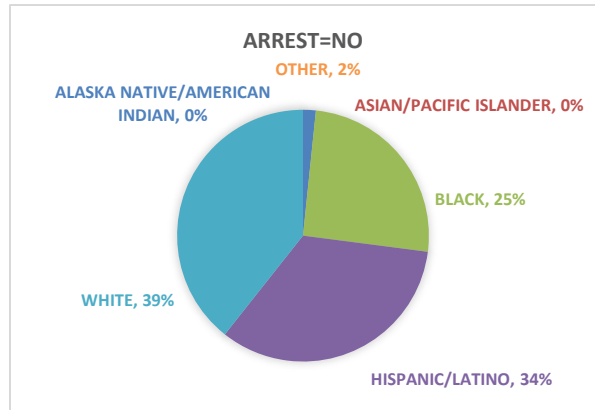
2022 RACIAL PROFILING REPORT

Chart 9c: Finding Resulted in Arrest or NO Arrest

Finding Resulted in Arrest	2022	% Total
OTHER	0	0.00%
ALASKA NATIVE/AMERICAN INDIAN	0	0.00%
ASIAN/PACIFIC ISLANDER	2	9.09%
BLACK	3	13.64%
HISPANIC/LATINO	8	36.36%
WHITE	9	40.91%
Grand Total	22	100.00%



Finding Resulted in NO Arrest	2022	% Total
OTHER	2	1.64%
ALASKA NATIVE/AMERICAN INDIAN	0	0.0%
ASIAN/PACIFIC ISLANDER	0	0.0%
BLACK	31	25.4%
HISPANIC/LATINO	41	33.6%
WHITE	48	39.3%
Grand Total	122	100.0%



10. Description of Contraband

Chart 10a: Drugs = 90

Drugs	2021	% of Total	2022	% of Total
ALASKA NATIVE/AMERICAN INDIAN	0	0.0%	0	0.0%
ASIAN/PACIFIC ISLANDER	3	2.2%	4	4.4%
BLACK	23	17.4%	17	18.9%
HISPANIC/LATINO	39	28.3%	31	34.4%
WHITE	72	52.2%	38	42.2%
Grand Total	137	100.0%	90	100.0%

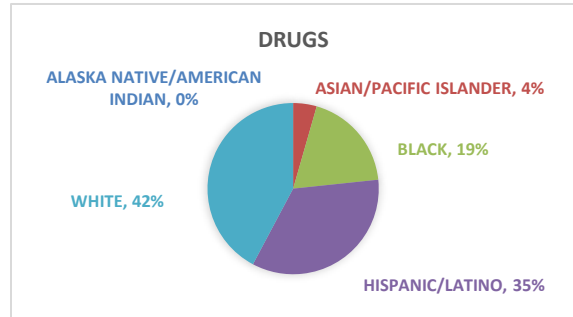
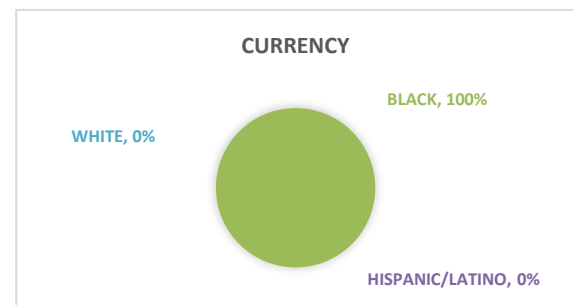


Chart 10b: Currency = 1

Currency	2021	% of Total	2022	% of Total
BLACK	1	20.00%	1	100.00%
HISPANIC/LATINO	3	60.00%	0	0.00%
WHITE	1	20.00%	0	0.00%
Grand Total	5	100.00%	1	100.00%





AMARILLO POLICE DEPARTMENT



2022 RACIAL PROFILING REPORT

Chart 10c: Weapons = 7

Weapons	2021	% of Total	2022	% of Total
BLACK	2	28.6%	3	42.9%
HISPANIC/LATINO	2	28.6%	1	14.3%
WHITE	3	42.9%	3	42.9%
Grand Total	7	100.0%	7	100.0%

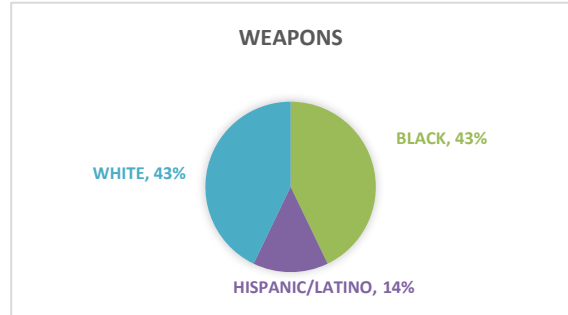


Chart 10d: Alcohol = 13

Alcohol	2021	% of Total	2022	% of Total
BLACK	6	50.0%	3	23.1%
HISPANIC/LATINO	5	41.7%	6	46.2%
WHITE	1	8.3%	4	30.8%
Grand Total	12	100.0%	13	100.0%

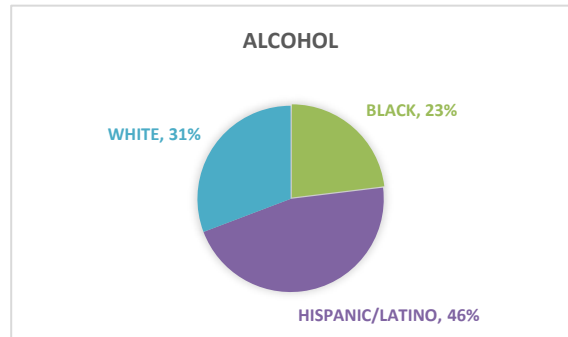


Chart 10e: Stolen Property = 5

Stolen Property	2021	% of Total	2022	% of Total
ALASKA NATIVE/AMERICAN INDIAN	0	0.0%	0	0.0%
ASIAN/PACIFIC ISLANDER	0	0.0%	0	0.0%
BLACK	2	18.2%	3	60.0%
HISPANIC/LATINO	4	36.4%	2	40.0%
WHITE	5	45.5%	0	0.0%
Grand Total	11	100.0%	5	100.0%


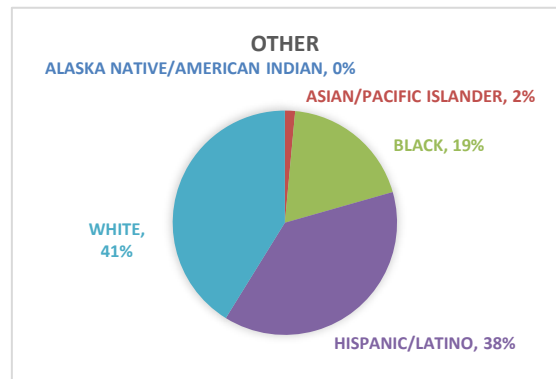


Chart 10f: Other = 68

Other	2021	% of Total	2022	% of Total
ALASKA NATIVE/AMERICAN INDIAN	0	0.0%	0	0.0%
ASIAN/PACIFIC ISLANDER	1	1.2%	1	1.5%
BLACK	12	14.0%	13	19.1%
HISPANIC/LATINO	19	22.1%	26	38.2%
WHITE	54	62.8%	28	41.2%
Grand Total	86	100.0%	68	100.0%





AMARILLO POLICE DEPARTMENT



2022 RACIAL PROFILING REPORT

11. Result of Stop

The result of the stop includes verbal warnings, written warnings, citations, written warning and arrests, citation and arrests, and arrests only. There were 43 verbal warnings, 18,955 written warnings, 14,014 vehicles stopped received a citation, 39 stops concluded in written warning and arrest, 89 citation and arrests, and 13 arrests. There were 140 stops that were interviews only.

a. Verbal Warning = 43

Verbal Warning	2021	% of Total	2022	% of Total
ALASKA/PACIFIC ISLANDER	0	0%	1	0.5%
ASIAN/PACIFIC ISLANDER	1	2.4%	3	1.6%
BLACK	11	26.2%	21	11.4%
HISPANIC/LATINO	5	11.9%	36	19.6%
WHITE	25	59.5%	122	66.6%
Grand Total	42	100.0%	183	100.0%

b. Written Warning = 18,955

Written Warning	2021	% of Total	2022	% of Total
OTHER	54	0.3%	33	0.2%
ALASKA NATIVE/AMERICAN INDIAN	61	0.3%	119	0.6%
ASIAN/PACIFIC ISLANDER	319	1.6%	331	1.7%
BLACK	2119	10.9%	1915	10.1%
HISPANIC/LATINO	4180	21.5%	4451	23.5%
WHITE	12705	65.4%	12106	63.9%
Grand Total	19438	100.0%	18955	100.0%

c. Citation = 14,014

Citation	2021	% of Total	2022	% of Total
OTHER	72	0.4%	30	0.2%
ALASKA NATIVE/AMERICAN INDIAN	55	0.3%	85	0.6%
ASIAN/PACIFIC ISLANDER	287	1.6%	243	1.7%
BLACK	1935	10.9%	1689	12.1%
HISPANIC/LATINO	5284	29.7%	4624	33.0%
WHITE	10174	57.1%	7343	52.4%
Grand Total	17807	100.0%	14014	100.0%

d. Written Warning and Arrest = 39

Written Warning and Arrest	2021	% of Total	2022	% of Total
ASIAN/PACIFIC ISLANDER	287	1.6%	1	2.6%
BLACK	12	35.3%	12	30.8%
HISPANIC/LATINO	6	17.6%	12	30.8%
WHITE	16	47.1%	14	35.9%
Grand Total	34	100.0%	39	100.0%

e. Citation and Arrest = 89

Citation and Arrest	2021	% of Total	2022	% of Total
OTHER	1	1.0%	0	0.0%
ASIAN/PACIFIC ISLANDER	0	0.0%	0	0.0%
BLACK	20	21.7%	21	23.6%
HISPANIC/LATINO	26	28.3%	31	34.8%
WHITE	45	48.9%	37	41.6%
Grand Total	92	100.0%	89	100.0%

f. Arrest = 13

Arrest	2021	% of Total	2022	% of Total
OTHER	0	0.0%	0	0.0%
ALASKA NATIVE/AMERICAN INDIAN	0	0.0%	0	0.0%
ASIAN/PACIFIC ISLANDER	0	0.0%	1	7.7%
BLACK	0	0.0%	1	7.7%
HISPANIC/LATINO	2	66.7%	6	46.2%
WHITE	1	33.3%	5	38.5%
Grand Total	3	100.0%	13	100.0%



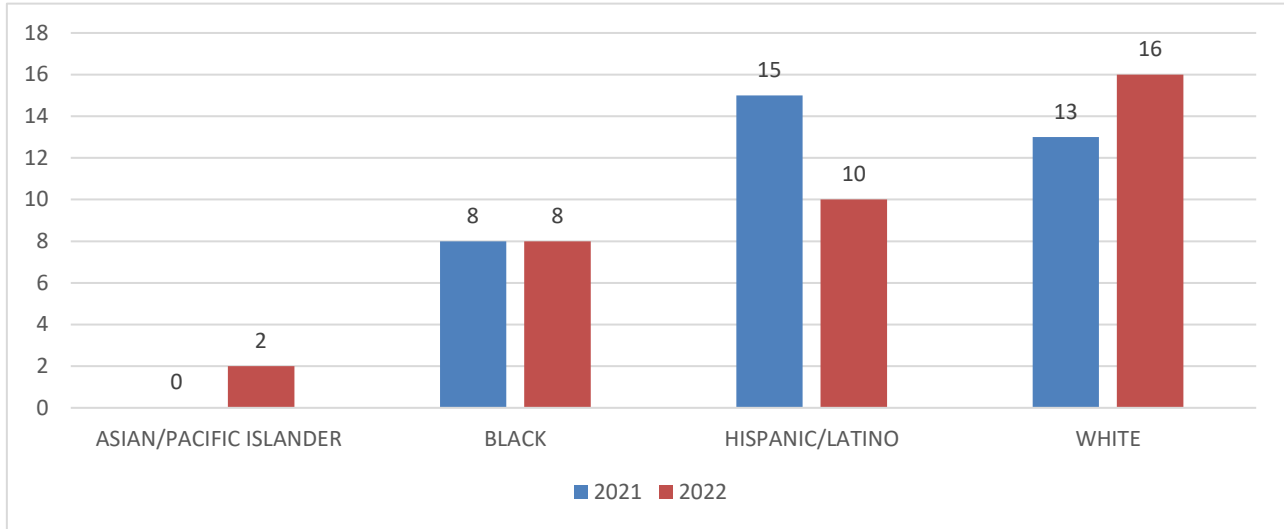
AMARILLO POLICE DEPARTMENT



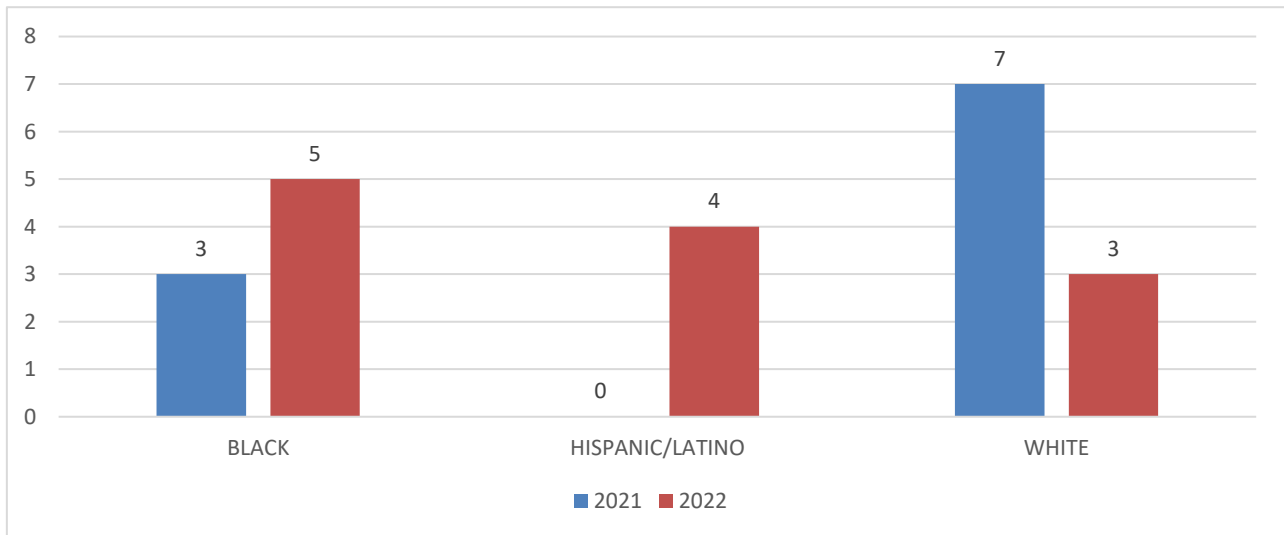
2022 RACIAL PROFILING REPORT

12. Arrest Basis (Includes Arrests Only)

a. Violation of Penal code = 36



b. Violation of Traffic Law = 12



c. Violation of City Ordinance = 0

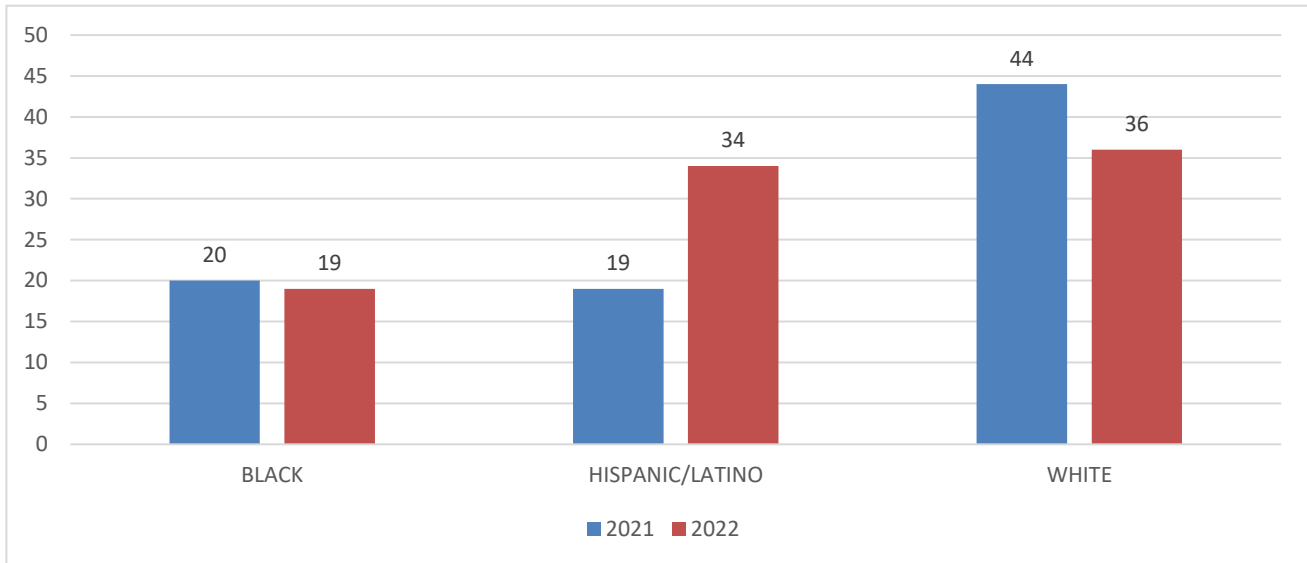


AMARILLO POLICE DEPARTMENT



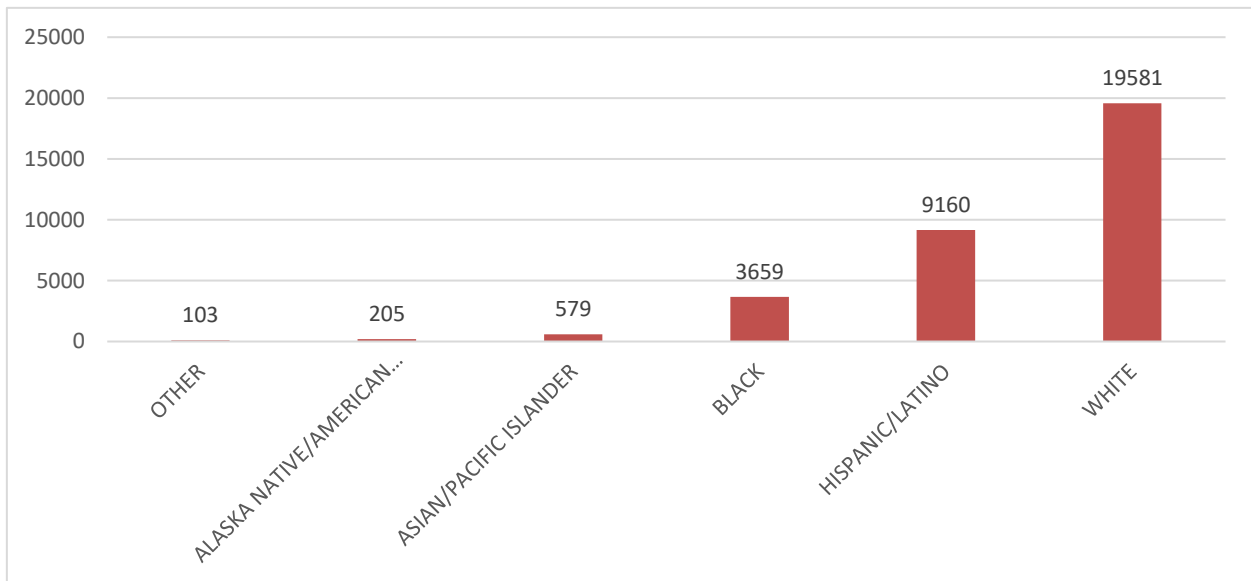
2022 RACIAL PROFILING REPORT

d. Outstanding Warrant = 89



13. Was Physical Force Used

a. No Force Used = 33,287





AMARILLO POLICE DEPARTMENT



2022 RACIAL PROFILING REPORT

b. Yes-Physical Force Resulting in Bodily Injury= 6



c. Resulting in Bodily Injury to = 2 Suspect, 1 Officer, 3 Both



14. Total Number of Racial Profiling Complaints Received = 3

Each complaint of racial profiling was investigated. In 2022, 3 of the racial profiling complaints were found to be exonerated.

- Resulted in disciplinary action: 0
- Did not result in disciplinary action: 3